



Greater Los Angeles Homeless Count Highlights

The Greater Los Angeles Homeless Count, the nation's largest count of homeless individuals and families, took place from Jan. 25-27, 2011 with the support of 4,000 volunteers. The census covered more than 4,000 square miles and included all of Los Angeles County, except the cities of Glendale, Pasadena and Long Beach, which conducted their own homeless counts.

2011



As the lead agency for the Los Angeles Continuum of Care (CoC), the Los Angeles Homeless Services Authority (LAHSA) coordinates the Homeless Count every two years as part of a national effort required by the U.S. Department of Housing and Urban Development.

Homelessness in Los Angeles County

2011	51,340
2009	52,931

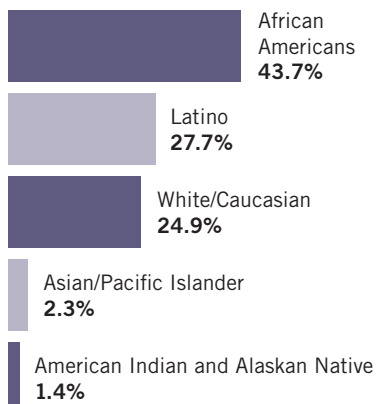
= **3%** decrease

Homelessness in City of Los Angeles

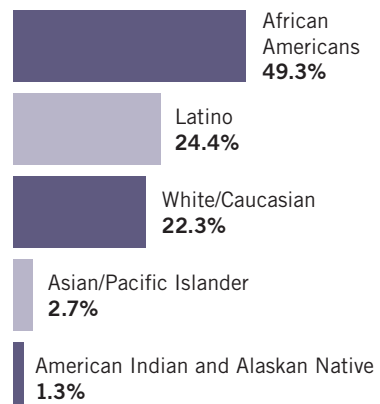
2011	23,539
2009	25,771

= **9%** decrease

Ethnicity of Homeless Population in LA County



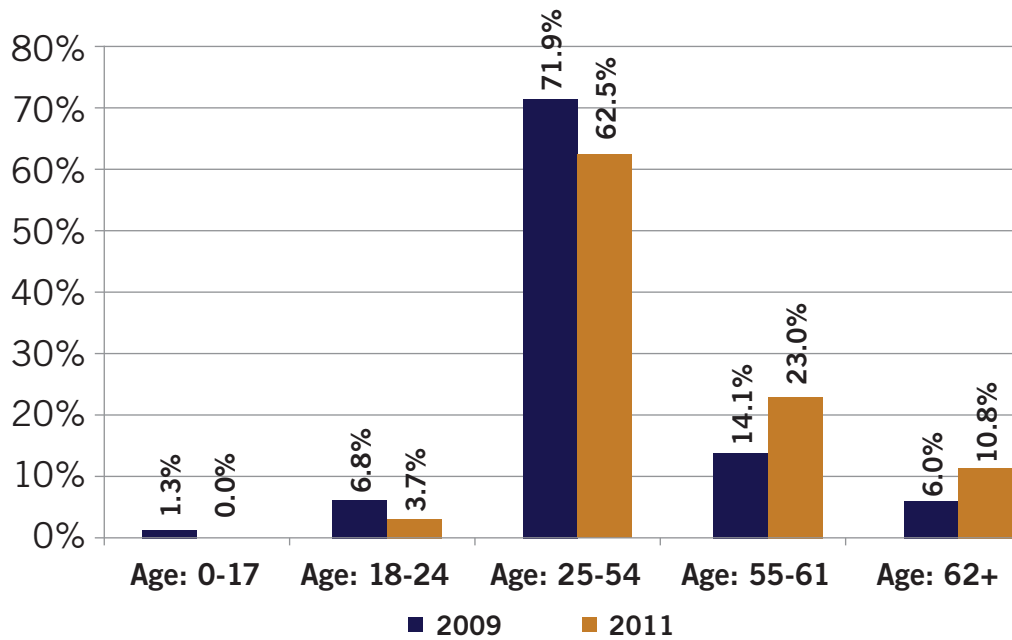
Ethnicity of Homeless Population in City of LA



A copy of the 2011 Greater Los Angeles Homeless Count Report can be obtained at www.lahsa.org. LAHSA will provide more detailed geographic information in the coming weeks.

Age of Chronic Homeless*

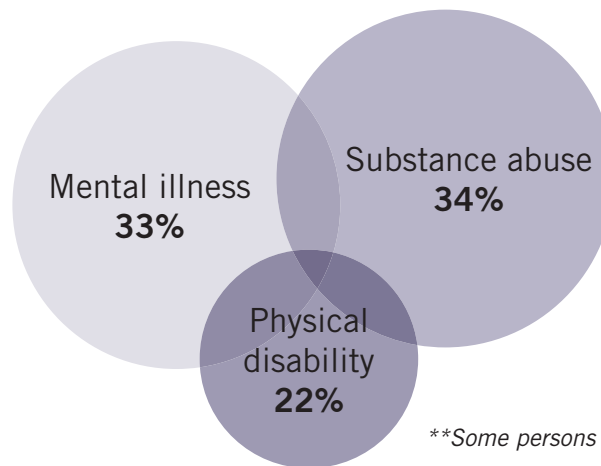
The homeless population is aging, with nearly 34 percent of chronic homeless persons aged 55 or older. This will increase the public cost of homelessness.



*Refer to definition of chronic homelessness in the 2011 Greater Los Angeles Homeless Count Report, page 13.

Disabilities**

Many homeless persons in Los Angeles County suffer from physical disabilities, mental illness and substance abuse. In particular, the homeless mental illness rate is higher than the national average.



**Some persons are experiencing multiple disabling factors.

Homeless Veterans

18 percent of the homeless are veterans – a 3 percent increase from 2009.

Veterans have a higher rate of chronic homelessness than the general population. 31 percent of homeless veterans are chronically homeless, up from 19 percent in 2009.

Male	5,939	7,221	+22%
Female	601	909	+51%
	2009	2011	Change